

The Brain Prize 2011-2021



About The Brain Prize

The Brain Prize is awarded each year by the Lundbeck Foundation.

It is the largest prize in the world that is dedicated to neuroscience and is worth 10 million Danish kroner (approx. 1.6 million USD).

The Brain Prize recognises outstanding contributions in any field of neuroscience, from basic to clinical.

Recipients may be of any nationality working in any country in the world.

Recipients must be nominated by others. Self-nomination is not permitted.

Winners of The Brain Prize are selected from the pool of nominees by The Brain Prize selection committee, which in 2021 consists of 9 leading clinical and basic neuroscientists from around the world.

The call for nominations opens at the beginning of May and closes at the beginning of September each year. Winners are announced in March and the award ceremony takes place in May or June in Copenhagen, presided over by The Crown Prince of Denmark.

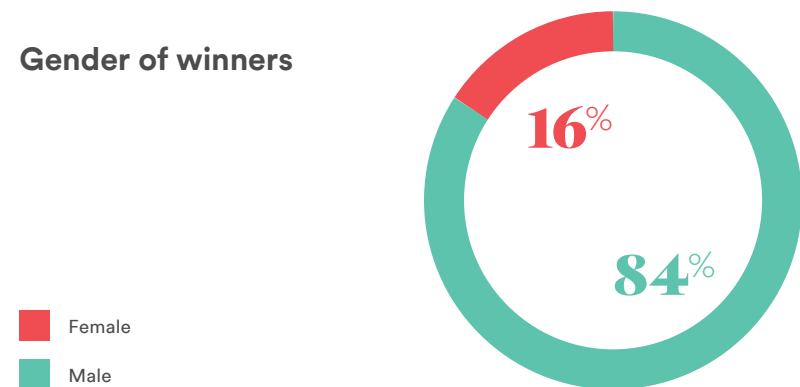
Statistics on Brain Prize Winners 2011-2021

Winners of The Brain Prize 2011–2021: Age, gender & country

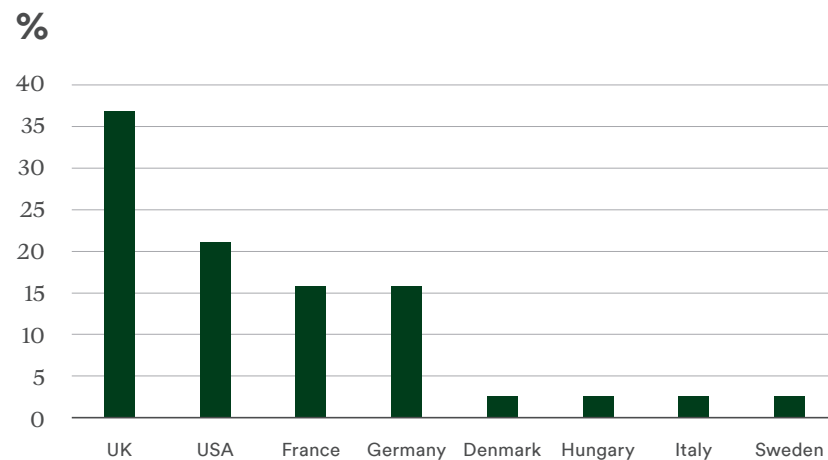
Since it was first awarded in 2011, The Brain Prize has recognized **38** neuroscientists from **8** different countries.

From **2011-2018** The Brain Prize was a **European** prize. In **2019** it became a **global** award.

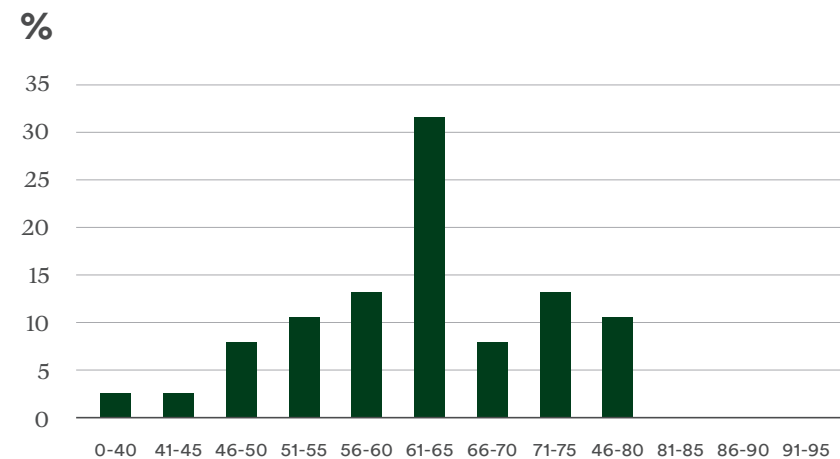
Gender of winners



Countries in which winners are based



Ages of winners

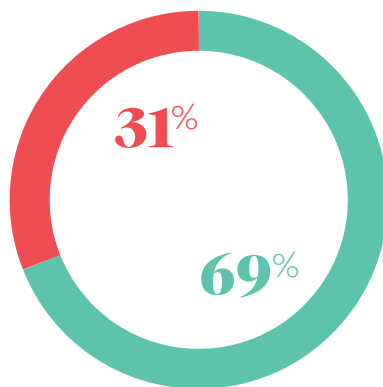


Statistics on Brain Prize Nominees from 2019-2021*

Gender of nominees

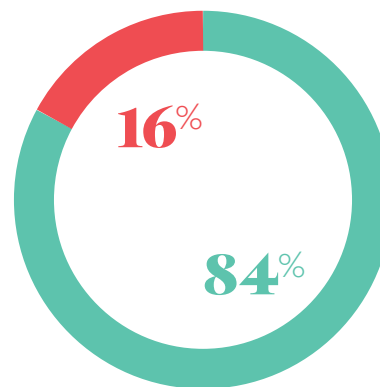
Average across the 3 years: Male 79%, Female 21%

Gender - Nominees 2019



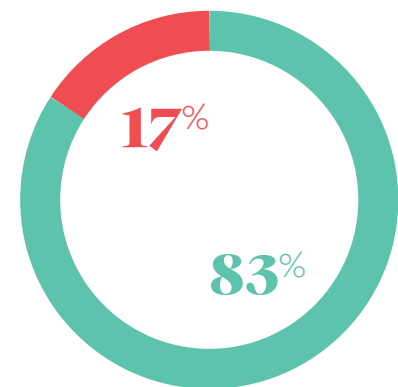
Female
Male

Gender - Nominees 2020



Female
Male

Gender - Nominees 2021

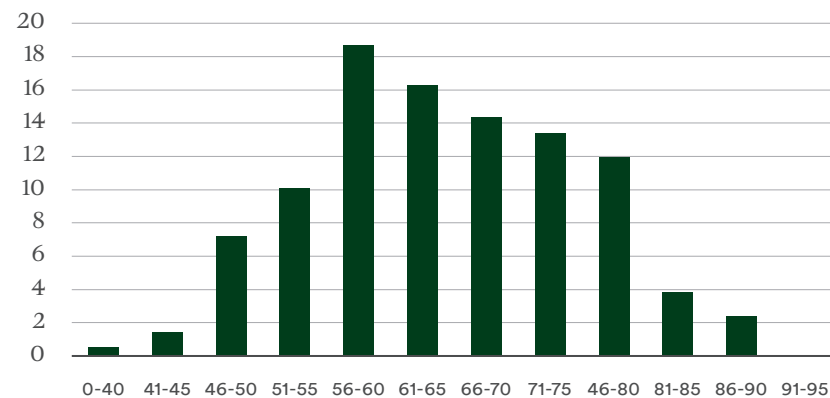


Female
Male

Age and country* of nominees, 2019-2021

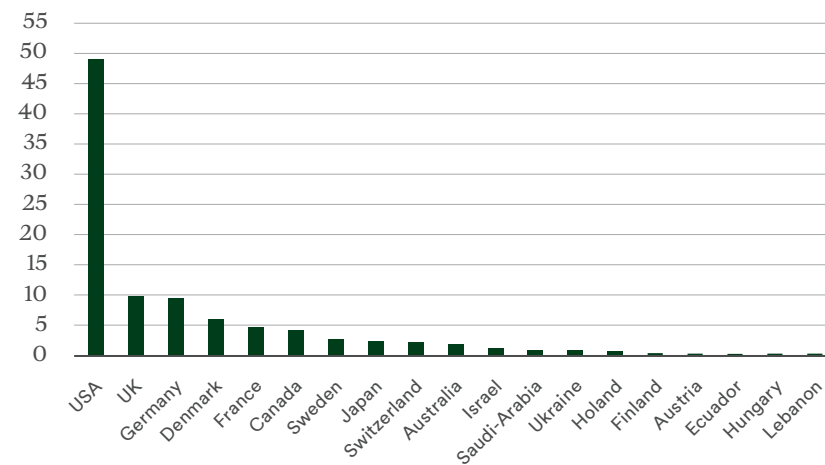
Ages of nominees (average across the 3 years is 65)

Average
%



Countries in which nominees are based

Average
%



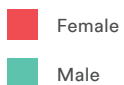
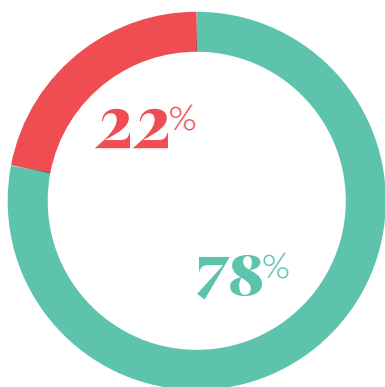
*Refers to the country in which the nominee is working, not their nationality or place of birth.

Statistics on those who nominate others for The Brain Prize from 2019-2021*

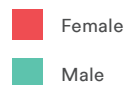
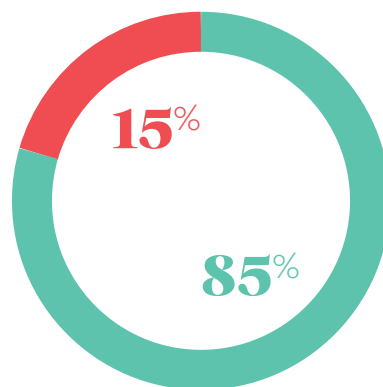
Gender of nominators 2019-2021

Average across the 3 years: Male 79%, Female 21%

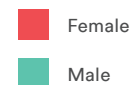
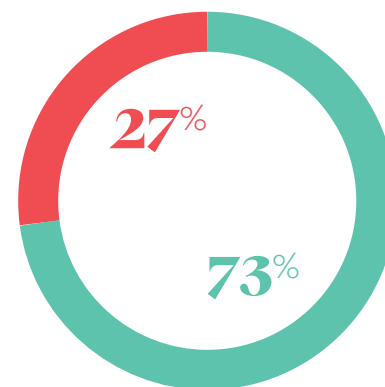
Gender - Nominators 2019



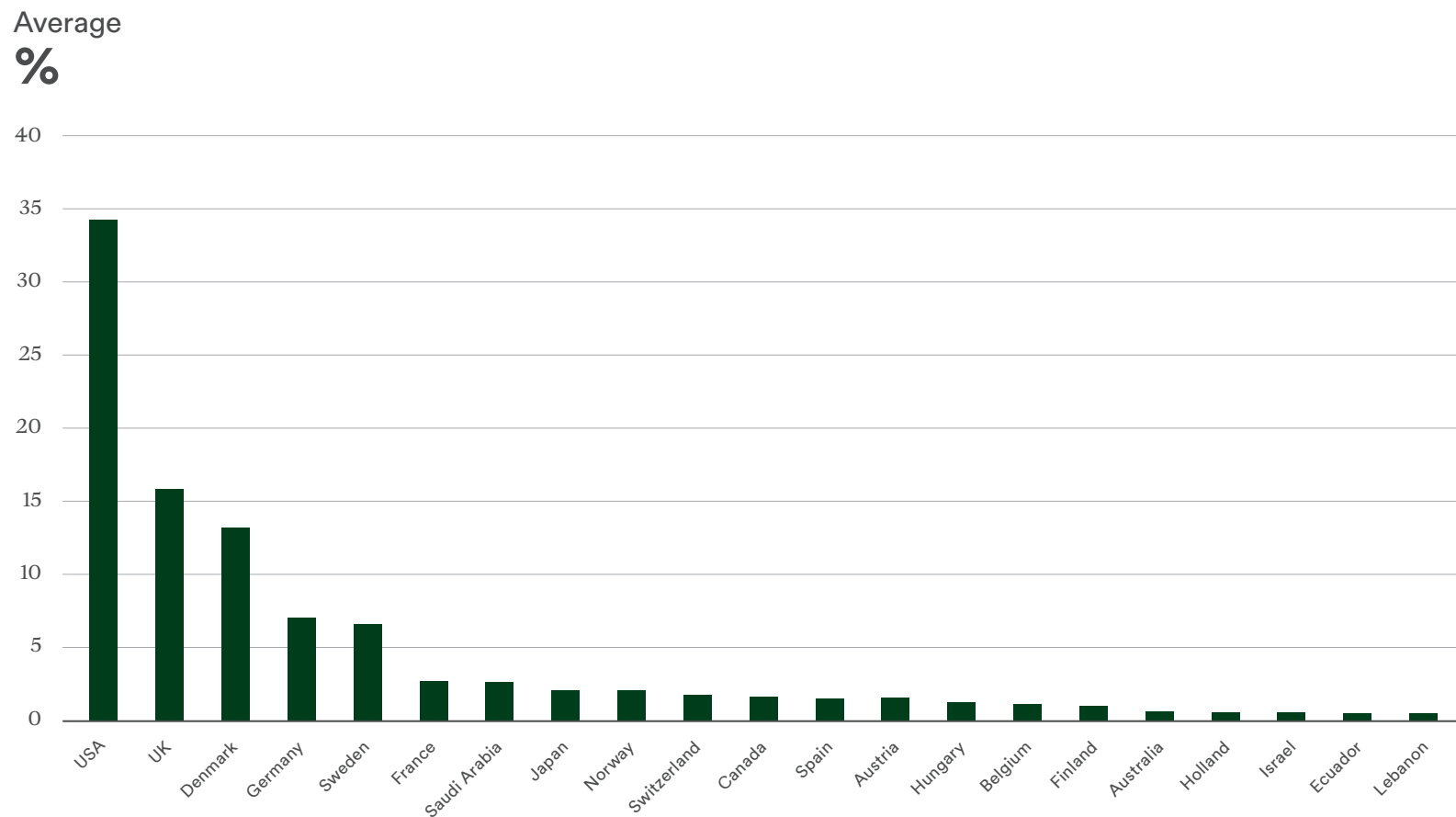
Gender - Nominators 2020



Gender - Nominators 2021



Nominators countries* of origin 2019-2021



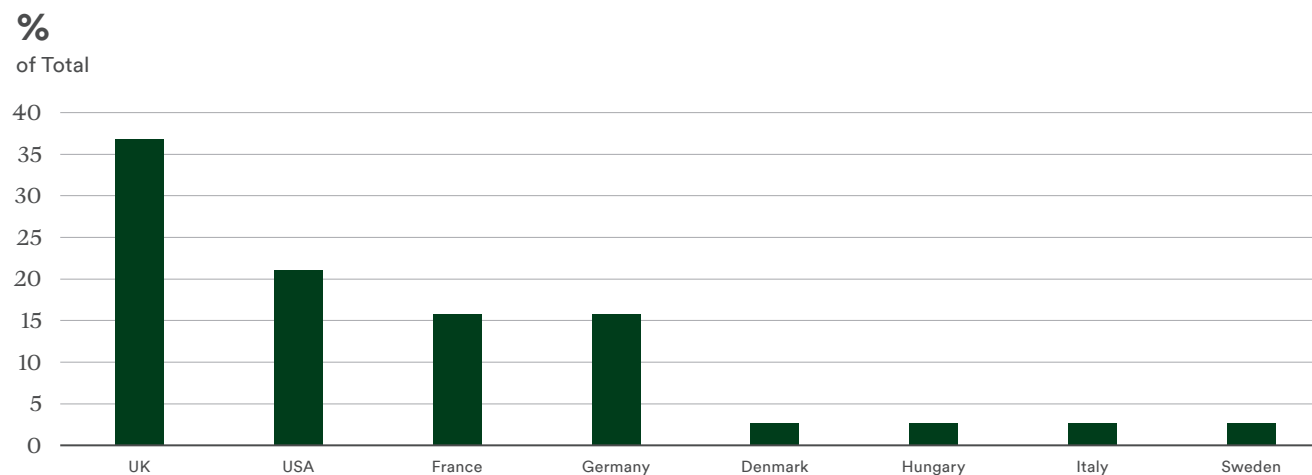
*Refers to the country in which the nominator is working, not their nationality or place of birth.

Comparing the demographics of winners and nominees*

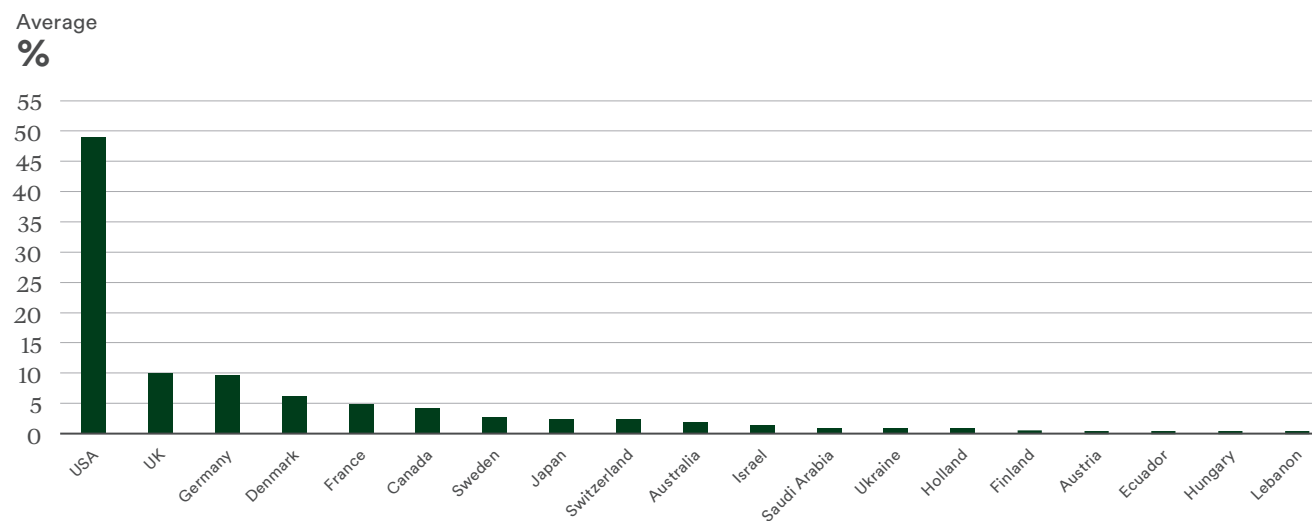
*Demographics of winners from all years, 2011-2021 are compared to demographics of nominees 2019-2021, when The Brain Prize became global

Countries of winners vs nominees

Winners

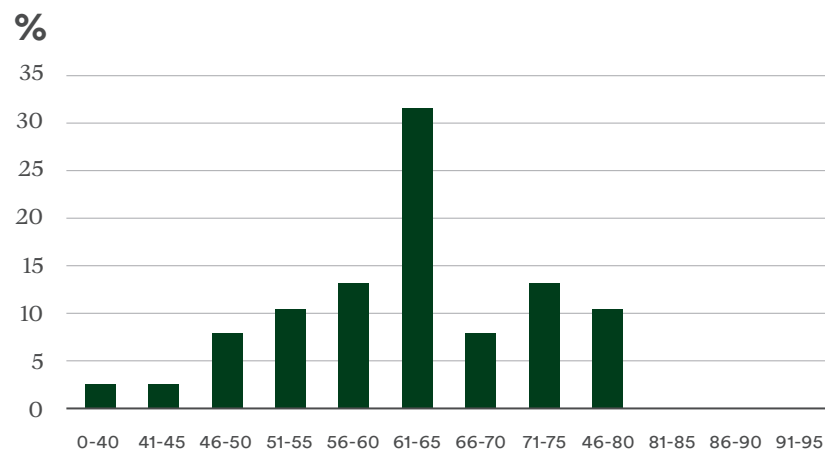


Nominees

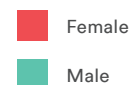


Age and gender of winners vs nominees

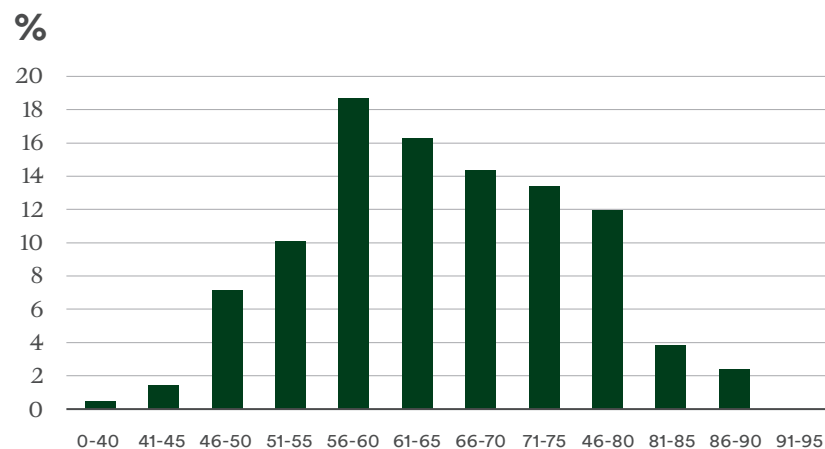
Winners



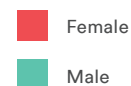
Gender of winners
2011-2021



Nominees



Gender of nominees
2019-2021



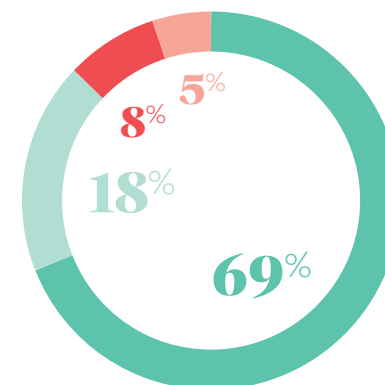
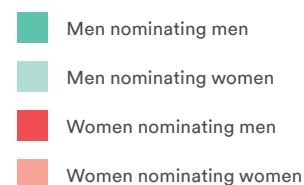
Who nominates who?

Nomination patterns 2019-2021

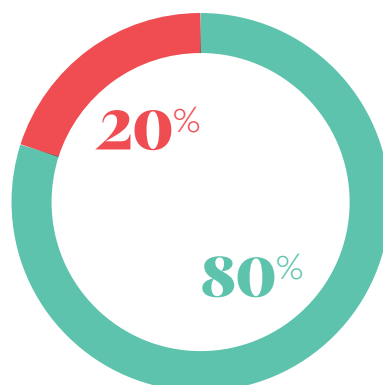
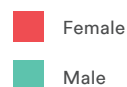
Nomination patterns with respect to gender

Pattern	2019 (%)	2020 (%)	2021 (%)	Average (%)
Men nominating men	62	76	70	69
Men nominating women	23	14	17	18
Women nominating men	6	7	12	8
Women nominating women	9	3	1	4
Totals	100	100	100	

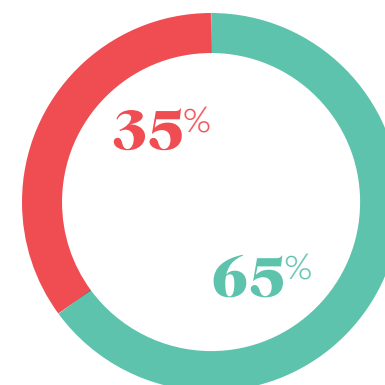
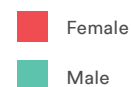
Nomination patterns with respect to gender (Average 2019-2021)



Nominations made by men (Average 2019-2021)



Nominations made by women (Average 2019-2021)



Nomination patterns with respect to country

Year	% of nominations made by nominators nominating candidates from their own country	% of nominations made by nominators nominating candidates from another country
2019	52	48
2020	40	60
2021	49	51